

MULTI-LOADER

CRAWLER CARRIER



PATENT PENDING

3.0 FX




MULTI LOADER 3.0 FX


The ML 3.0 FX is a powerful and versatile flatbed tracked carrier which can be used in various heavy-duty applications both indoors and outdoors. It has class-leading electric drive with two super quiet AC electric motors 5.3 kW each (rated IP 67), can be fitted with AGM or Lithium batteries and features three power management configurations:

**FULLY
ELECTRIC
DRIVE**

ECO 1.2 km/h
STD 1.8 km/h
POW 4.2 km/h




Easily extract the battery pack and eliminate downtime. The battery pack is equipped with its own inside charger directly.



Battery Autonomy	Load			MAX Speed
	0 Kg	1.500 Kg	3.000 Kg	
ECO	~4.000 m	~3.500 m	~3.000 m	1,2 Km/h
STD	~3.700 m	~3.100 m	~2.500 m	1,8 Km/h
POW	~3.400 m	~2.700 m	~2.000 m	4,2 Km/h

**FULLY REMOVABLE
BATTERY PACK**

**EXTENDABLE
TELESCOPIC
SUPPORT BEAMS**



Four support beams on each angle provide added support for extra-large loads. Can be positioned into place manually extending the platform either longitudinally or laterally.

Technical data


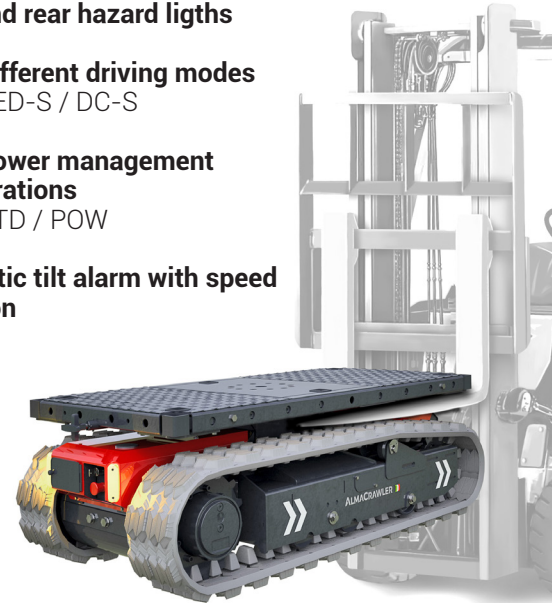
ELC

LTH

Standard features

Max Capacity	3000 KG (up to 25°)	
Max Capacity at max gradient	2500 kg	
Max longitudinal gradient	45°	
Max laterall gradient	30°	
Width	790 mm	
Length	1770 mm	
Track length	1310 mm	
Track width	200 mm	
Ground clearance	64 mm	
Platform ground height	540 mm	
Max speed	4.2 km/h	
Swivel platform	Standard	
Power of electric motors	10,6 kW	
Voltage	48 V	
Battery capacity & Type (100Ah)	AGM	Lithium
Charger Input & Time (110–230 V)	7h - 13A	4h – 20 A
Ingress Protection IP	IP67	
Controller	Remote radio control	
Gross weight	810 kg	740 kg

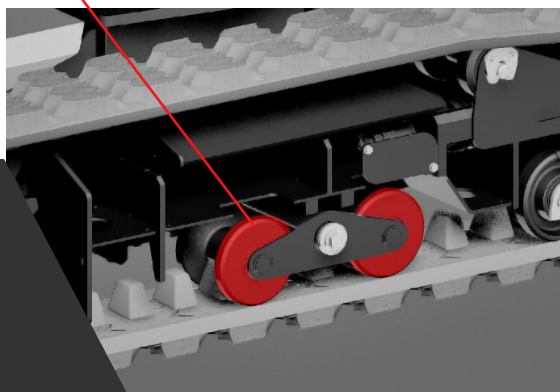
- **Radio remote control**
Provided with display & double battery
- **On board diagnostics**
- **12V auxiliary socket**
- **Non-marking tracks**
- **Front and rear hazard ligths**
- **Three different driving modes**
MAIN / ED-S / DC-S
- **Three power management configurations**
ECO / STD / POW
- **Automatic tilt alarm with speed reduction**



The platform sits on a freely rotating slewing ring with 16 different positions that you can manually choose from. Easily adapt the platform to your load needs.

**SWIWEL
PLATFORM**

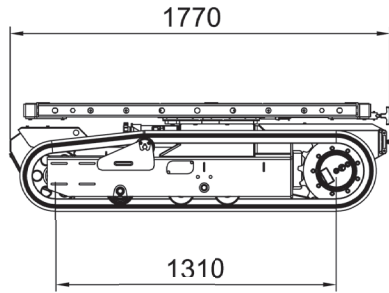
**ADAPTIVE
ROLLERS**



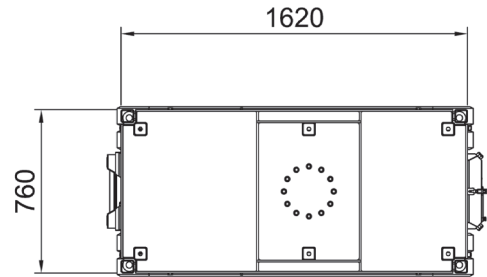
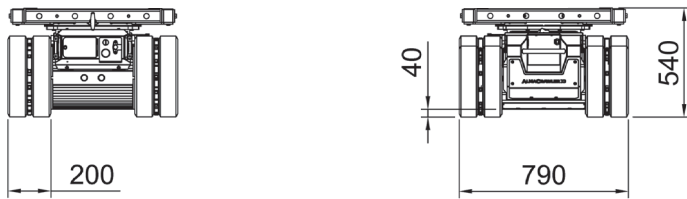
Increased accessibility and gradeability due to unique track design. The rollers actively adapt to the terrain, ensuring grip and avoiding accidental load spills.

MULTI LOADER 3.0 FX

DIMENSIONS

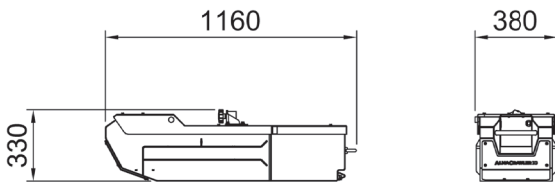


WEIGHT WITHOUT
BATTERY 640 kg

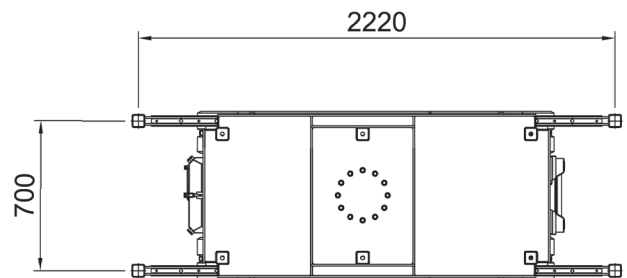


BATTERY PACK

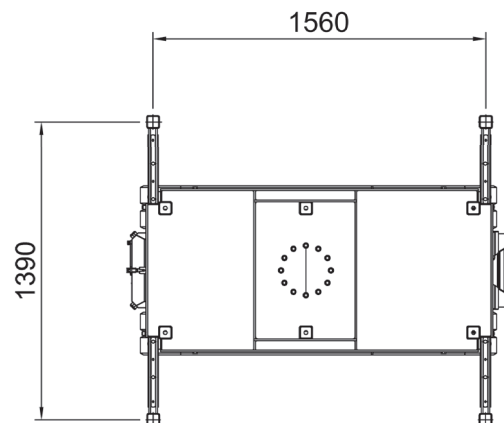
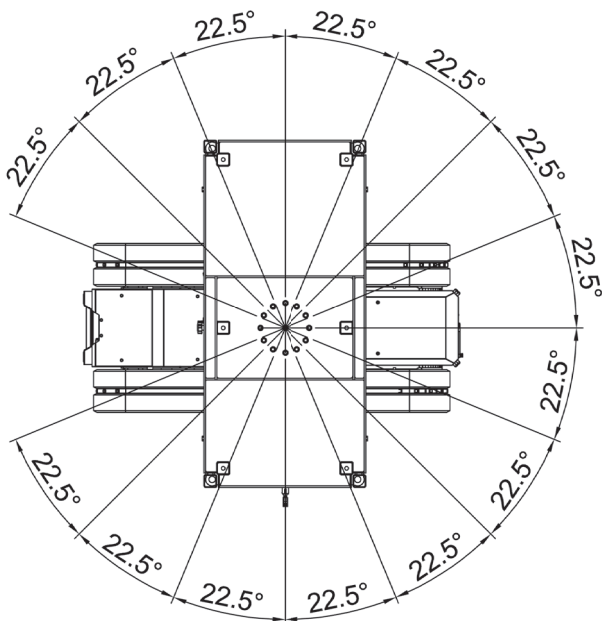
ELC Battery Pack 170 Kg
LTH Battery Pack 100 Kg



TELESCOPIC SUPPORT BEAMS



SWIVEL PLATFORMS



Aprolis 
LOUEUR DE MANUTENTION